

Scaled data based on original data using
LM-79-08 Approved Method: Electrical and Photometric Measurements of Solid-
State Lighting Products

Test Report Prepared for
Cooper Lighting Solutions
(formerly Eaton)

Brand: McGRAW-EDISON

Report Number: P200116

Luminaire Tested: **GPC-AF-02-LED-E1-SL2-600**

Issue Date: 3/3/2020

Test Information

Test Method: LM-79-08
Report Number: P200116
TEST IS SCALED FROM IESNA LM-79-08 TEST DATA (P24286)
Test Lab: INNOVATION CENTER P2
Issue Date: 3/3/2020
Manufacturer: COOPER LIGHTING SOLUTIONS (FORMERLY EATON)
Product Line: MCGRAW-EDISON
Catalog Number: GPC-AF-02-LED-E1-SL2-600
Description: GALLEON PEDESTRIAN LUMINAIRE
(2) 70 CRI, 4000K, 615mA LIGHTSQUARES WITH 16 LEDS EACH AND TYPE II SPILL
LIGHT ELIMINATOR OPTICS
Light Source: -
Ballast/Driver: ELECTRONIC DRIVER

Summary

Lumens per Lamp: N/A
Luminaire Lumens: 8202 lumens
Efficiency: N/A
Efficacy: 124.3 lumens/watt
Luminous Opening: Rectangular (W 1' x L: 0.5' x H: 0')
IES Classification: Type II - Short - Semi-Cutoff
BUG Rating: B2 - U0 - G2

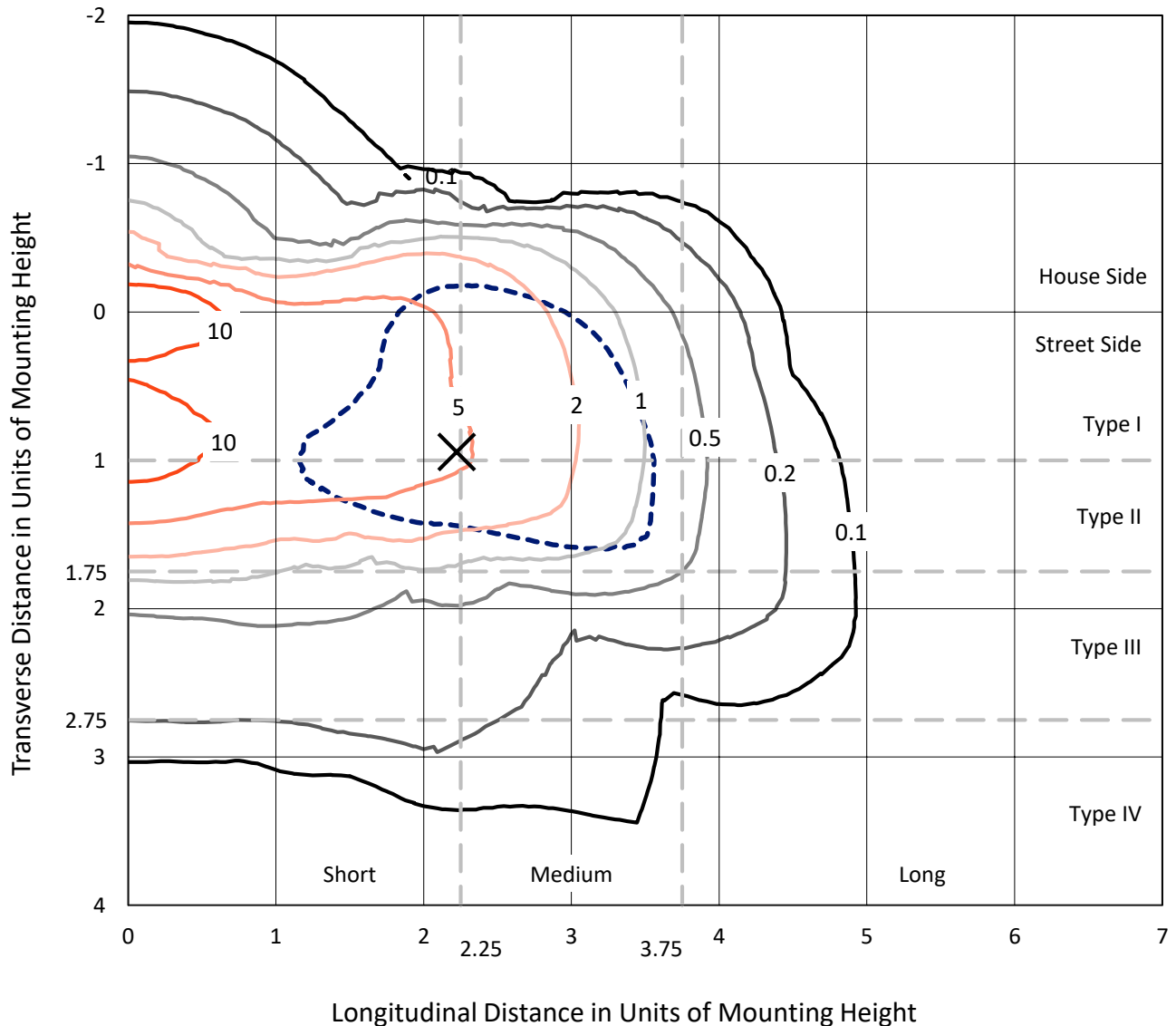
Input Watts (W): 66
Input Voltage (V): NR
Input Current (Ain): NR
Voltage Rise (V): NR
Power Factor: NR
Total Harmonic Distortion (THDi): NR
Frequency (hertz): 60
Stabilization Time: NR
Operation Time: NR
Ambient Temperature (°C): NR
Test Distance: 25 FT



REPORT NUMBER: P200116
 CATALOG NUMBER: GPC-AF-02-LED-E1-SL2-600

Iso-Footcandle Lines of Horizontal Illumination

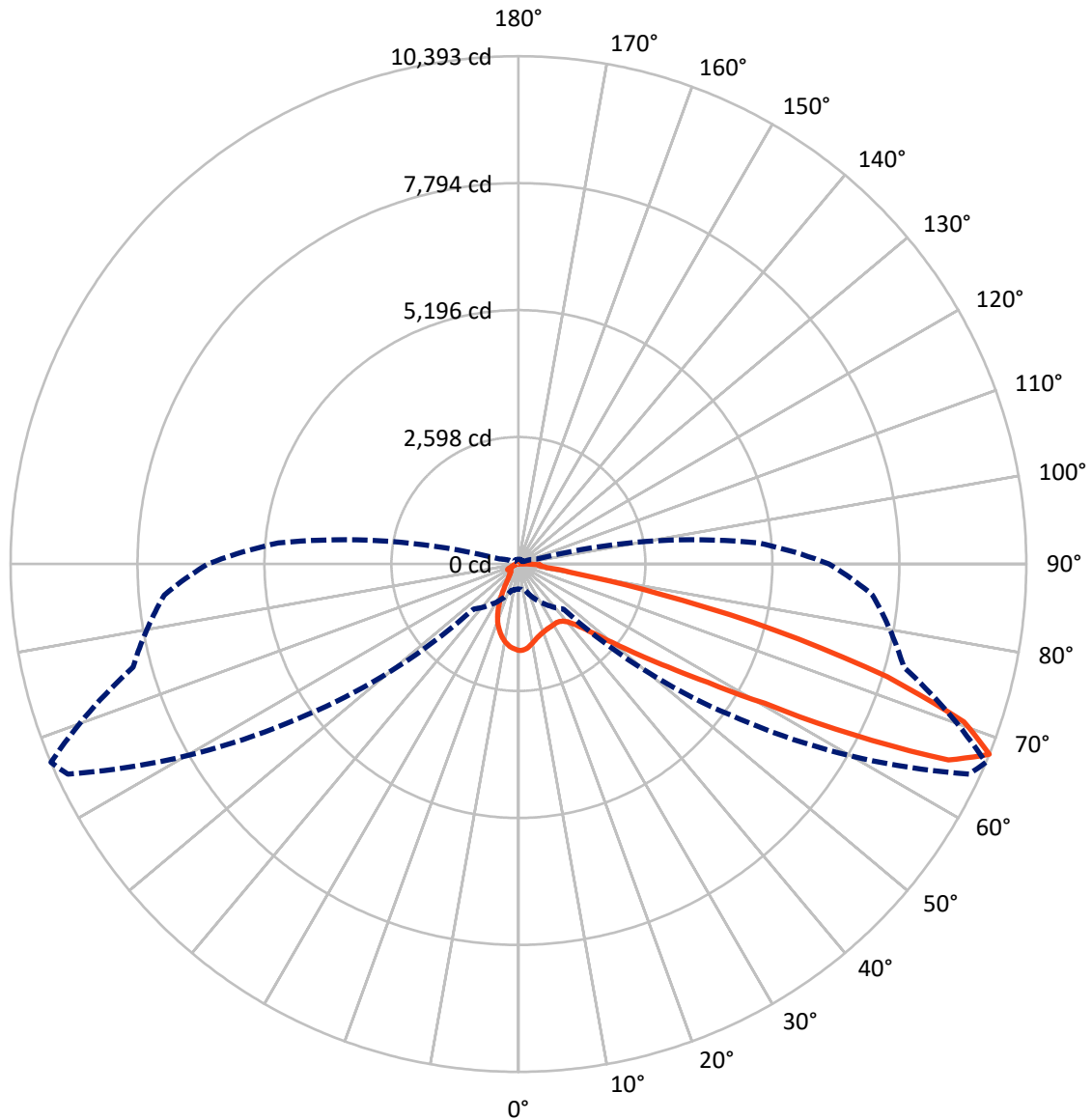
× Max cd
 - - - 1/2 Max cd



Based on 10 foot mounting height. Maximum calculated value = 17.7 fc
 Type II - Short - Semi-Cutoff

REPORT NUMBER: P200116
CATALOG NUMBER: GPC-AF-02-LED-E1-SL2-600

Luminous Intensity Polar Plot



— Vertical Plane Through 67-Deg Lateral - - - Horizontal Cone Through 67.5-Deg Vertical

REPORT NUMBER: P200116

CATALOG NUMBER: GPC-AF-02-LED-E1-SL2-600

FLUX DISTRIBUTION:

		Downward	Upward	Total
House Side	Lumens	1359.0	0.0	1359.0
	% Fixture	16.6	0.0	16.6
Street Side	Lumens	6843.0	0.0	6843.0
	% Fixture	83.4	0.0	83.4
Total	Lumens	8202.0	0.0	8202.0
	% Fixture	100.0	0.0	100.0

ZONAL LUMENS:

Zone	Lumens	% Fixture
0°-10°	150.9	1.8
10°-20°	349.2	4.3
20°-30°	473.4	5.8
30°-40°	673.0	8.2
40°-50°	1125.9	13.7
50°-60°	1781.2	21.7
60°-70°	2269.1	27.7
70°-80°	1188.6	14.5
80°-90°	190.6	2.3
90°-100°	0.0	0.0
100°-110°	0.0	0.0
110°-120°	0.0	0.0
120°-130°	0.0	0.0
130°-140°	0.0	0.0
140°-150°	0.0	0.0
150°-160°	0.0	0.0
160°-170°	0.0	0.0
170°-180°	0.0	0.0
0°-90°	8202.0	100.0
0°-180°	8202.0	100.0

Coefficient of Utilization



REPORT NUMBER: P200116

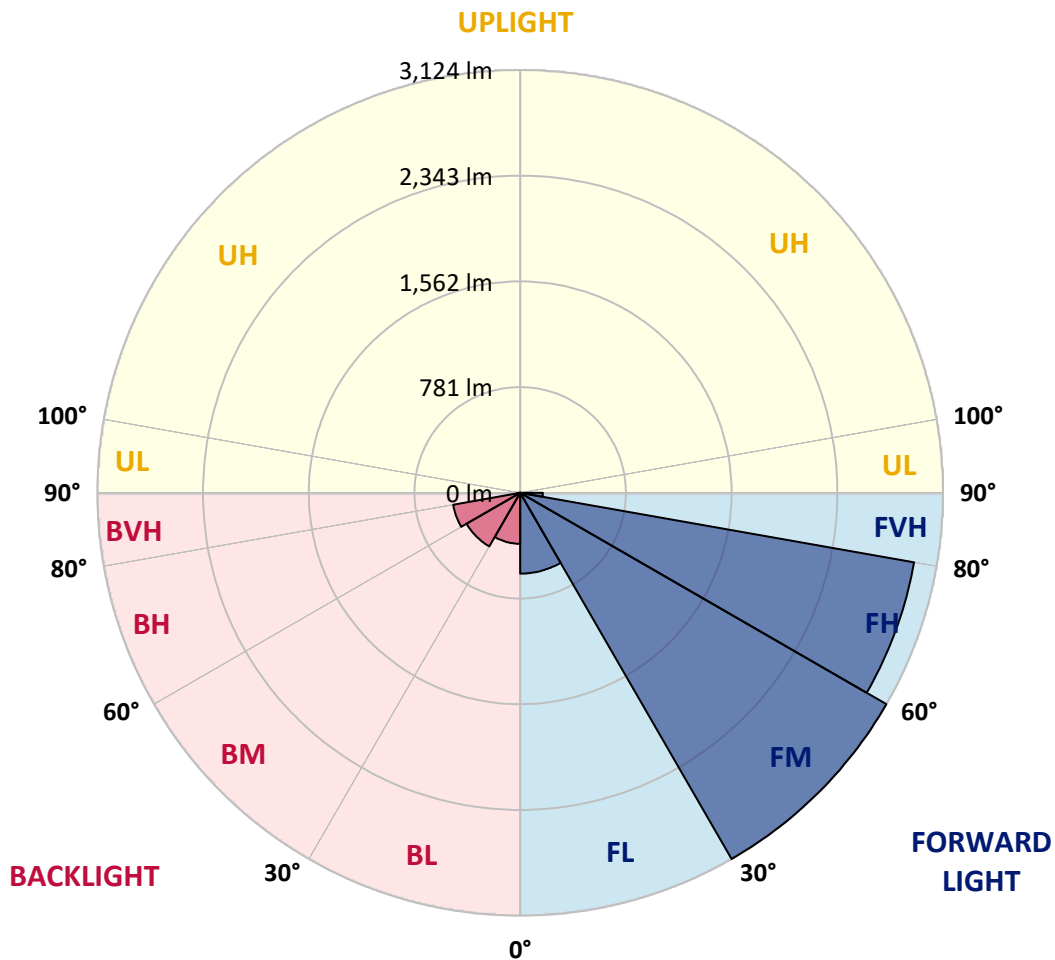
CATALOG NUMBER: GPC-AF-02-LED-E1-SL2-600

LUMINAIRE CLASSIFICATION SYSTEM LUMEN TABLE AND BUG RATING:

Zone		Lumens	% Fixture	Zone Rating/Lumen Limit		
				B	U	G
FL	(0°-30°)	596.9	7.3			
FM	(30°-60°)	3123.5	38.1			
FH	(60°-80°)	2955.0	36.0			G2/5000
FVH	(80°-90°)	167.6	2.0			G2/225
BL	(0°-30°)	376.7	4.6	B1/500		
BM	(30°-60°)	456.7	5.6	B1/1000		
BH	(60°-80°)	502.6	6.1	B2/1000		G2/1000
BVH	(80°-90°)	23.0	0.3			G1/100
UL	(90°-100°)	0.0	0.0		U0/0	
UH	(100°-180°)	0.0	0.0		U0/0	

BUG Rating: B2-U0-G2

Type II Short





REPORT NUMBER: P200116

CATALOG NUMBER: GPC-AF-02-LED-E1-SL2-600

CANDELA DISTRIBUTION (FULL):

	0°	5°	15°	25°	35°	45°	55°	65°	67°	75°	85°
0°	1769.2	1769.2	1769.2	1769.2	1769.2	1769.2	1769.2	1769.2	1769.2	1769.2	1769.2
2.5°	1696.4	1699.2	1708.1	1713.7	1739.2	1750.2	1757.8	1765.5	1766.7	1770.3	1766.7
5°	1518.4	1524.4	1541.1	1559.6	1609.0	1647.8	1688.7	1731.1	1738.8	1766.3	1774.0
7.5°	1380.5	1378.8	1392.5	1414.8	1465.4	1519.2	1590.8	1675.3	1691.9	1753.7	1783.7
10°	1279.7	1278.5	1293.1	1316.1	1364.3	1415.3	1496.2	1611.9	1635.3	1734.0	1793.0
12.5°	1205.3	1205.8	1220.3	1245.7	1294.7	1346.1	1428.1	1550.4	1580.3	1710.9	1802.7
15°	1155.9	1159.2	1171.0	1198.1	1245.7	1297.1	1377.6	1504.2	1537.8	1692.7	1813.7
17.5°	1139.4	1144.7	1148.7	1168.5	1209.3	1260.7	1339.7	1470.3	1505.9	1680.2	1823.3
20°	1154.8	1160.8	1153.2	1160.0	1185.9	1231.2	1309.7	1443.6	1480.0	1666.0	1824.5
22.5°	1220.7	1226.3	1203.7	1183.9	1182.2	1209.7	1285.0	1422.5	1460.2	1655.5	1824.9
25°	1336.8	1340.4	1302.4	1256.3	1211.4	1202.1	1267.6	1408.0	1448.0	1646.2	1817.3
27.5°	1479.2	1481.9	1438.3	1370.3	1280.1	1220.3	1261.5	1399.5	1441.1	1638.2	1804.4
30°	1652.3	1665.6	1607.0	1521.2	1389.8	1274.1	1273.7	1395.0	1433.5	1624.3	1778.9
32.5°	1829.4	1835.1	1794.7	1707.7	1537.4	1368.7	1307.6	1398.3	1431.4	1607.8	1746.5
35°	2009.0	2016.3	1989.9	1920.0	1739.2	1507.4	1374.0	1417.3	1444.0	1602.1	1723.9
37.5°	2241.6	2251.3	2214.9	2134.0	1984.7	1695.5	1484.4	1465.0	1482.4	1618.3	1717.0
40°	2609.2	2604.8	2498.5	2377.8	2253.4	1936.2	1642.1	1545.9	1556.0	1670.5	1738.0
42.5°	3037.1	3026.3	2843.0	2653.7	2548.6	2227.4	1850.8	1686.2	1684.2	1773.2	1812.1
45°	3378.5	3369.6	3204.6	2971.3	2887.1	2559.1	2120.7	1895.3	1880.4	1936.2	1948.7
47.5°	3563.3	3563.8	3468.7	3278.3	3276.2	2980.6	2467.3	2197.9	2172.0	2198.3	2184.9
50°	3498.7	3507.2	3497.1	3436.4	3631.4	3533.1	2919.9	2619.8	2567.6	2593.5	2542.1
52.5°	3185.6	3196.5	3256.4	3349.4	3780.6	4200.8	3584.8	3143.9	3083.3	3074.0	3017.0
55°	2630.7	2644.0	2766.2	3018.9	3656.4	4649.4	4634.1	3812.1	3715.5	3627.7	3603.4
57.5°	1813.3	1835.5	2032.1	2407.4	3254.8	4784.9	5883.4	4764.7	4568.1	4261.5	4267.1
60°	1022.1	1048.0	1279.7	1620.8	2444.2	4637.6	6833.9	6207.4	5792.5	5003.7	5045.8
62.5°	650.0	677.9	853.9	1126.1	1466.6	3844.9	7223.5	8213.2	7686.1	5918.6	5959.9
65°	526.2	538.4	621.2	929.5	1065.0	2316.4	6927.7	9865.4	9668.8	7079.8	6887.3
67.5°	513.7	517.7	560.6	780.2	1021.3	1302.0	5525.9	10174.5	10392.5	8164.3	7273.6
70°	507.6	521.8	631.8	744.6	978.0	1098.1	3320.7	9327.5	9671.7	8447.7	6759.6
72.5°	246.3	245.5	317.9	673.4	1101.8	1139.0	1706.1	7547.0	7892.5	7318.9	5554.6
75°	198.6	181.6	173.5	246.7	1059.3	1176.2	1087.2	5193.0	5442.9	4907.0	3414.5
77.5°	188.5	168.3	154.1	154.5	447.7	1247.4	921.0	2874.2	2947.0	2216.5	935.6
80°	156.1	137.5	127.4	143.6	216.8	1188.0	995.8	1300.8	1193.6	544.4	311.5
82.5°	108.4	98.7	95.9	120.5	173.5	846.6	1158.0	698.9	586.0	272.6	192.1
85°	69.2	59.0	65.6	87.8	135.1	390.8	1192.8	544.8	433.2	173.1	108.4
87.5°	31.9	25.9	32.3	48.5	88.2	134.7	1135.0	611.9	446.1	91.5	68.3
90°	0.0	0.0	0.0	0.0	0.0	0.0	0.0	0.0	0.0	0.0	0.0



REPORT NUMBER: P200116

CATALOG NUMBER: GPC-AF-02-LED-E1-SL2-600

CANDELA DISTRIBUTION (continued):

	90°	95°	105°	115°	125°	135°	145°	155°	165°	175°	180°
0°	1769.2	1769.2	1769.2	1769.2	1769.2	1769.2	1769.2	1769.2	1769.2	1769.2	1769.2
2.5°	1770.0	1762.2	1756.2	1744.8	1732.4	1720.2	1709.2	1695.5	1691.4	1687.9	1693.5
5°	1775.6	1768.0	1745.7	1710.9	1672.5	1636.5	1600.5	1569.7	1550.7	1540.3	1546.3
7.5°	1784.1	1773.2	1727.0	1663.2	1594.1	1530.9	1465.8	1413.6	1375.2	1357.0	1362.3
10°	1791.8	1770.7	1695.5	1599.7	1498.5	1404.7	1302.0	1217.0	1154.0	1120.7	1128.9
12.5°	1795.1	1761.5	1651.5	1520.4	1381.7	1244.1	1092.9	965.9	875.2	842.1	835.2
15°	1798.2	1751.0	1603.0	1430.2	1240.5	1046.0	834.0	681.9	606.7	590.1	586.5
17.5°	1799.1	1732.8	1547.9	1332.3	1075.1	810.2	570.3	473.6	474.0	500.7	504.0
20°	1790.6	1705.7	1481.1	1210.6	876.9	560.2	391.5	374.9	436.0	502.8	510.9
22.5°	1771.1	1669.7	1405.5	1068.6	650.0	368.9	303.0	321.1	400.0	481.7	491.0
25°	1746.5	1626.0	1316.1	904.0	430.4	263.7	254.0	276.3	329.6	384.2	389.5
27.5°	1712.9	1574.2	1215.9	715.6	279.5	217.2	223.7	238.7	260.4	284.8	287.1
30°	1669.7	1512.3	1108.7	521.8	211.1	195.4	204.7	212.8	222.1	235.8	237.0
32.5°	1619.9	1452.9	998.6	360.4	187.3	184.0	191.3	195.4	202.6	211.1	212.0
35°	1578.2	1396.2	884.5	254.8	177.2	175.5	180.3	182.0	188.9	198.1	199.0
37.5°	1554.4	1350.1	766.9	205.5	170.3	167.9	170.7	170.7	180.3	194.2	196.2
40°	1556.0	1324.6	649.2	185.7	164.6	161.4	161.8	161.8	174.3	189.2	190.5
42.5°	1600.1	1331.1	544.8	178.0	160.2	156.5	154.5	155.7	166.2	175.9	176.8
45°	1703.6	1376.8	446.9	173.1	155.7	154.5	150.1	149.7	153.7	158.1	158.1
47.5°	1873.5	1467.0	380.6	169.9	152.1	151.7	146.4	141.2	140.8	142.4	142.4
50°	2149.7	1622.3	336.1	166.2	149.7	146.4	140.3	132.3	129.4	130.6	130.6
52.5°	2563.9	1899.4	319.2	161.4	144.4	139.1	132.3	124.2	121.7	122.1	122.1
55°	3107.1	2324.9	316.7	155.7	138.7	130.2	124.6	118.6	115.7	116.5	116.5
57.5°	3770.9	2913.4	360.0	146.8	131.0	121.3	118.2	114.1	112.0	113.2	112.8
60°	4577.8	3683.5	533.9	137.5	123.4	113.2	113.2	110.0	108.4	109.7	109.3
62.5°	5507.3	4568.1	750.7	130.6	115.3	106.8	108.4	106.8	105.2	106.0	105.6
65°	6331.6	5144.4	703.0	125.4	107.2	100.8	103.5	102.7	101.5	102.3	101.9
67.5°	6355.5	4930.9	394.8	119.7	99.5	94.6	98.7	98.3	97.5	98.3	97.9
70°	5671.9	4163.6	222.5	109.3	91.5	87.4	93.0	92.6	91.9	93.4	93.0
72.5°	4544.3	3021.4	162.5	96.3	83.4	79.7	86.1	85.7	85.7	88.2	87.0
75°	2614.9	1554.8	129.8	82.6	74.8	72.0	77.6	78.1	78.9	82.1	79.7
77.5°	745.4	484.6	106.0	70.0	64.3	63.1	68.7	69.6	70.0	73.7	70.4
80°	277.0	223.3	87.4	58.6	52.6	53.0	58.2	59.4	59.8	63.5	59.4
82.5°	176.8	147.2	70.8	45.3	41.2	40.8	47.4	48.9	48.9	49.3	47.0
85°	103.1	88.2	53.4	32.7	29.2	27.9	35.2	38.1	36.8	36.0	34.4
87.5°	69.2	60.7	32.7	18.2	15.8	14.9	20.7	22.6	21.9	20.7	19.4
90°	0.0	0.0	0.0	0.0	0.0	0.0	0.0	0.0	0.0	0.0	0.0

(END OF REPORT)